

# LGA-Omnetics Adapter Instructions for Use

PN 8217



## Blackrock Microsystems, LLC

630 Komas Drive • Suite 200  
Salt Lake City • UT 84108

T: +1 801 582-5533

[www.blackrockmicro.com](http://www.blackrockmicro.com)

[support@blackrockmicro.com](mailto:support@blackrockmicro.com)


## 1 Introduction

The LGA-Omnetics adapter provides a connection between Blackrock's pedestal connector and Omnetics headstages.

## 2 Warning

This assembly is intended for use in animal research applications only.


## 3 Caution

	IEC60101-0102	Danger of Electrostatic Discharge (ESD)
---	---------------	---

- In order to reduce the likelihood of ESD, use antistatic or electrostatic discharge (ESD) safe gloves when connecting the Adapter.
- Do not touch any exposed electrical conductors when the Adapter connector is attached to devices on the subject's head as this may result in inducing electric charge to the neural tissue. Irreversible damage may occur.

## 4 Blackrock LGA-Omnetics Pin-out

G	RD	G	RA	G	RB	G	RC
D32	D31	A32	A31	B32	B31	C32	C31
D30	D29	A30	A29	B30	B29	C30	C29
D28	D27	A28	A27	B28	B27	C28	C27
D26	D25	A26	A25	B26	B25	C26	C25
D24	D23	A24	A23	B24	B23	C24	C23
D22	D21	A22	A21	B22	B21	C22	C21
D20	D19	A20	A19	B20	B19	C20	C19
D18	D17	A18	A17	B18	B17	C18	C17
D16	D15	A16	A15	B16	B15	C16	C15
D14	D13	A14	A13	B14	B13	C14	C13
D12	D11	A12	A11	B12	B11	C12	C11
D10	D9	A10	A9	B10	B9	C10	C9
D8	D7	A8	A7	B8	B7	C8	C7
D6	D5	A6	A5	B6	B5	C6	C5
D4	D3	A4	A3	B4	B3	C4	C3
D2	D1	A2	A1	B2	B1	C2	C1
RD	G	RA	G	RB	G	RC	G



NOTE 1: The SW1-A, SW2-B, SW3-C and SW4-D are reference selection for bank A, B, C and D. Switch up for reference 1 and switch down for reference 2.

**Figure 1: Omnetics Pin-Out**  
\*Looking into the connectors

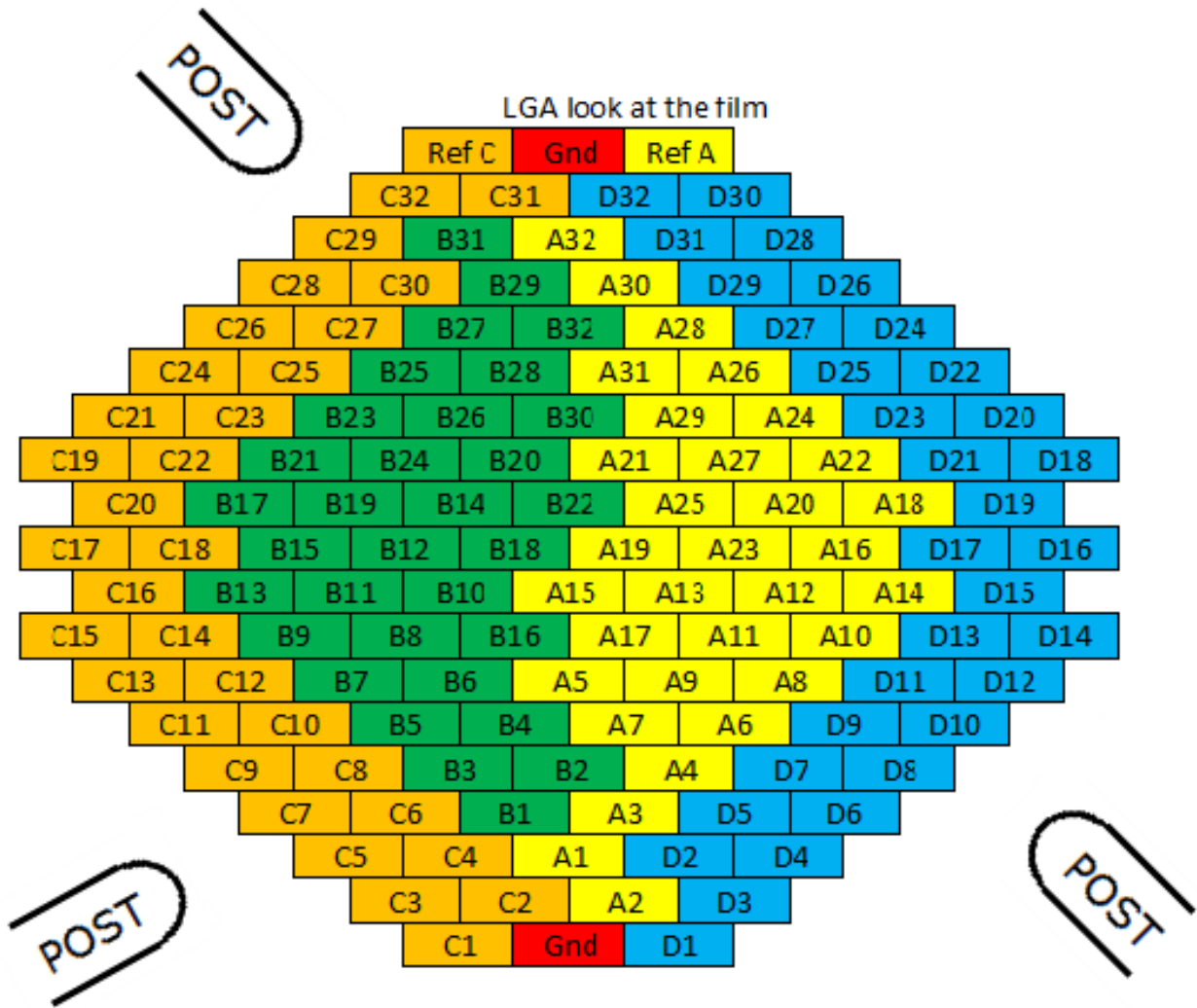


Figure 2: LGA input Pin-Out  
\*Looking into the connectors

## 5 Warranty

Blackrock Microsystems warrants that its products are free from defects in materials and manufacturing for a period of one year from the date of shipment. Blackrock will, at its option, repair or replace any product that does not comply with this warranty. This warranty is voided by:

1. Any modification or attempted modification to the product done by anyone other than an authorized Blackrock employee
2. Any abuse, negligent handling or misapplication of the product.

This constitutes the sole warranty made by Blackrock, There are no other warranties, expressed or implied, which extend beyond those described herein or to anyone other than the original purchaser, including the implied warranties of merchantability and fitness for a particular purpose. In no event shall Blackrock Microsystems, be liable for any incidental or consequential damages, or for the infringement of any patent rights or third party rights due to the use of its products.

### 5.1 Return Merchandise Authorization (RMA)

In the unlikely event that your adapter needs to be returned to Blackrock for repair or maintenance, do not send any equipment back without a Return Merchandise Authorization Number. An RMA number will be issued to you by a Blackrock representative. If you need to obtain an RMA number, you may contact a product support representative at (801) 582-5533 or complete the RMA request form in the support section at [www.blackrockmicro.com](http://www.blackrockmicro.com)

Once an RMA number has been issued, it is important to safely pack the returned item for shipping back to Blackrock. It is preferred that you save the original boxes and packing materials that your system arrived in for return shipment. Please address the package as follows:

**Blackrock Microsystems**  
**ATTN: RMA#**  
**630 Komas Drive, Suite 200**  
**Salt Lake City, UT 84108 USA**  
**Tel: +1 (801) 582-5533**